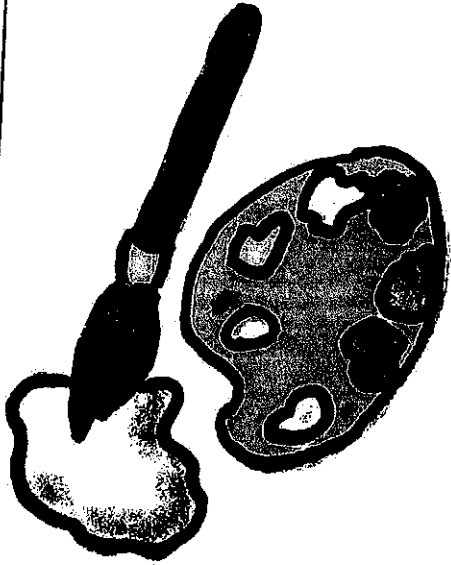


Mrs. Howle Classes Students

Art / Ceramics / Gifted

(ART / CERAMICS / GIFTED)
HELLO STUDENTS AND PARENTS,

I AM SUBMITTING AN ART
ASSIGNMENT PACKAGE THAT
CONTAINS:



- 1 - WEEKLY ONGOING ASSIGNMENT THAT IS TO BE DONE EACH WEEK (WRITING)
- 3 - PROJECTS TO HIGHLIGHT SKILLS LEARNED AND EXPAND UPON THOSE SKILLS AS EXTENSION ACTIVITIES.

FEEL FREE TO EMAIL ME IF
YOU OR YOUR STUDENT HAS ANY
QUESTIONS.

* I HAVE INCLUDED WORK UTILIZING
DUCKSTERS.COM (WHICH IS FABULOUS
FOR OTHER SUBJECT
AREA RESOURCES)


AND

MICROSCULPTURE.NET (WHICH WILL
"CROSS-CURRICULAR"
OVER TO SCIENCE)

** BOTH SITES ARE EDUCATIONAL ♡ **

THANKS,
MRS. AMELIA HOWLE

ART MOVEMENTS



THIS PROJECT/ASSIGNMENT WILL BE OVER THE NEXT 4 WEEKS. YOU WILL BE TURNING IN 1 ART MOVEMENT ASSIGNMENT EACH WEEK.

MATERIALS NEEDED: PAPER & PEN/PENCIL
(YOUR CHOICE)

DIRECTIONS: GO TO THE WEBSITE DUCKSTERS.COM

- CLICK ON 'HISTORY', THEN 'ART HISTORY'
 - THEN CLICK ON 'ART MOVEMENTS'
 - SPEND 10 MINUTES EXPLORING DIFFERENT MOVEMENTS
 - SCROLL DOWN TO SEE EXAMPLES OF ART WORK MADE BY THE ARTISTS IN THAT MOVEMENT
- * CHOOSE 1 ART MOVEMENT THAT YOU REALLY LIKE.

REQUIRED ELEMENTS

WRITE ABOUT WHAT THE ART MOVEMENT IS ABOUT, THE ARTIST, WHAT YOU LIKED ABOUT THE WORK, ETC. AND DESCRIBE IT IN YOUR OWN WORDS

(* IT IS OKAY TO BE BRIEF AS LONG AS YOU ANSWER OR EXPAND ON ALL OF THE REQUIRED ELEMENTS.)

TURNING IN TO ME:

- ① EMAIL ME A PICTURE OF YOUR DOCUMENT OR EMAIL THE DOCUMENT TO ME at ahowle@southdelta.k12.ms.us
- ② RETURN YOUR ASSIGNMENT WITH YOUR PACKET

*REMEMBER 1 ART MOVEMENT IS TO BE TURNED IN EACH WEEK,

MRS. HOWLE ♡

Photography



"CLOSE-UPS"

MATERIALS NEEDED:

PHONE, IPAD, CAMERA, OR DRAW ON PAPER

DIRECTIONS:

TAKE 10 OR MORE PHOTOS AROUND YOUR HOME OR YARD OF OBJECTS (NO PEOPLE)

THE TWIST:

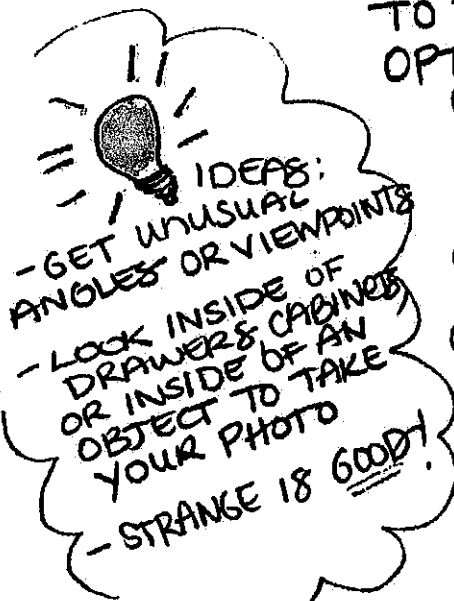
ZOOM IN REALLY CLOSE SO THAT YOU GET SOME REALLY COOL TEXTURE, PATTERNS, OR PARTS OF OBJECTS

TURNING IN TO ME:

YOU WILL PICK YOUR BEST 5 PHOTOS TO TURN IN.

OPTIONS → (OR ANY OTHER APP)

- ① USE COLLAGE OR PIC COLLAGE TO HAVE ALL PHOTOS IN 1 PLACE TO EMAIL TO ME at ahowle@southdelta.k12.ms.us
- ② EMAIL YOUR JPEG OR PHOTO TO ME at ahowle@southdelta.k12.ms.us
- ③ DRAW YOUR 5 IMAGES AND SEND YOUR DRAWING BACK WITH YOUR PACKET ITEMS



- IDEAS:**
- GET UNUSUAL ANGLES OR VIEWPOINTS
 - LOOK INSIDE OF DRAWERS & CABINETS OR INSIDE OF AN OBJECT TO TAKE YOUR PHOTO
 - STRANGE IS GOODY!

HAVE SOME FUN,
MRS. HOWLE ♡

INSECTS



MATERIALS NEEDED: PAPER AND PENCIL
OPTIONAL → (COLORED PENCIL, MARKER)

* NOT REQUIRED *

DIRECTIONS:

* IF YOU
CANT VIEW
THE VIDEO,
SIMPLY DRAW
ONE OF THE
INSECTS
ON THE SITE

- GO TO THE WEBSITE MICROSCULPTURE.NET
- WATCH THE VIDEO,
- CLICK ON 'EXPLORE' IN THE TOP LEFT HAND CORNER
- CLICK ON AN INSECT
- ZOOM IN TO THE AMAZING DETAILS
- SPEND 10 MINUTES EXPLORING DETAILS

THE TWIST:

- DRAW AN INSECT CHOSEN OR A CLOSE-UP OF AN INSECT.
- * YOUR DRAWING MAY OR MAY NOT CONTAIN COLOR
- * IF NO COLOR PLEASE SHADE WITH YOUR PENCILS

TURNING IN TO ME:

OPTIONS →

- ① EMAIL TO ME at ahowle@southdelta.k12.ms.us
(A PIC OF YOUR DRAWING)
- ② RETURN YOUR DRAWING WITH YOUR PACKET ITEMS

I CAN'T WAIT TO SEE
LOTS OF BUGS,

MRS. HOWLE ♡

ARTISTIC DIARY



"WHAT DOES A DAY IN YOUR CORONAVIRUS BREAK LOOK LIKE?"

MATERIALS NEEDED:

PHONE, IPAD, CAMERA, OR PAPER
PENCIL

DIRECTIONS:

- YOU WILL BE CREATING A PHOTOGRAPHIC DIARY OF A DAY IN YOUR LIFE.
 - YOU MAY ONLY USE PICTURES OR DRAW ON PAPER
 - NO WORDS, IMAGES ONLY
 - AT LEAST 5 IMAGES DRAWN OR SUBMITTED
- * BASED ON THE SAYING, "A PICTURE IS WORTH A THOUSAND WORDS"

REQUIRED:
5 PICTURES
at least either
from photos or
hand drawn

IDEAS →

- YOU MAY FOCUS ON THE ENVIRONMENT AROUND YOU LIKE BUILDINGS, INTERIORS OR LANDSCAPES
- YOUR DIARY MIGHT BE ABOUT THE PEOPLE IN YOUR LIFE
- BE CREATIVE!!

TURNING IN TO ME:

- ① EMAIL ME A PICCOLLAGE, PICTURES, OR COLLAGE (DRAWN) DOCUMENT TO ME at ahowle@southdelta.k12.ms.us
- ② RETURN YOUR ASSIGNMENT WITH YOUR PACKET

I CAN'T WAIT TO SEE WHAT A DAY IN YOUR LIFE LOOKS LIKE, MRS. HOWLE ♡